

## 13" 90W LED Lightbar - Driving Beam

#QVWL9013D

www.qvee.com.au



### DESCRIPTION

The QVEE 90W high powered LED lightbar has 9 x 10W Osram® LED's with refractive lens, minimising loss of light & putting out a massive 8,280lm.

Heavy duty aluminium housing with a unique heatsink construction for heat dispersion and virtually unbreakable polycarbonate lens.

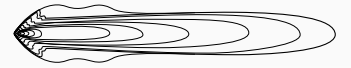
Comes supplied with side leg & channel mounts.

### ACCESSORIES

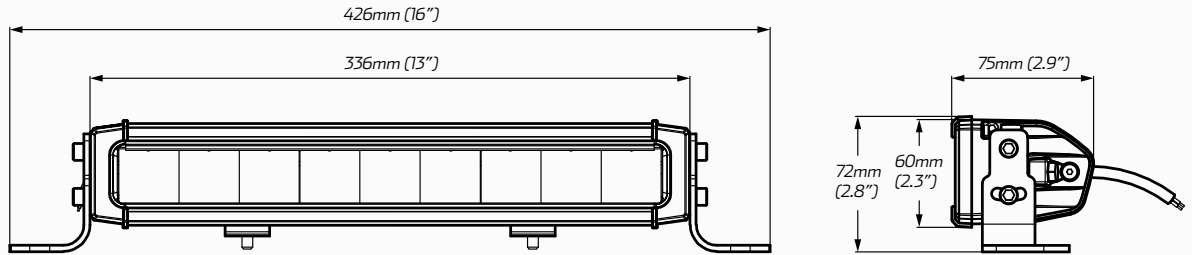
- Channel Mounting Brackets
- Side Leg Mounting Brackets



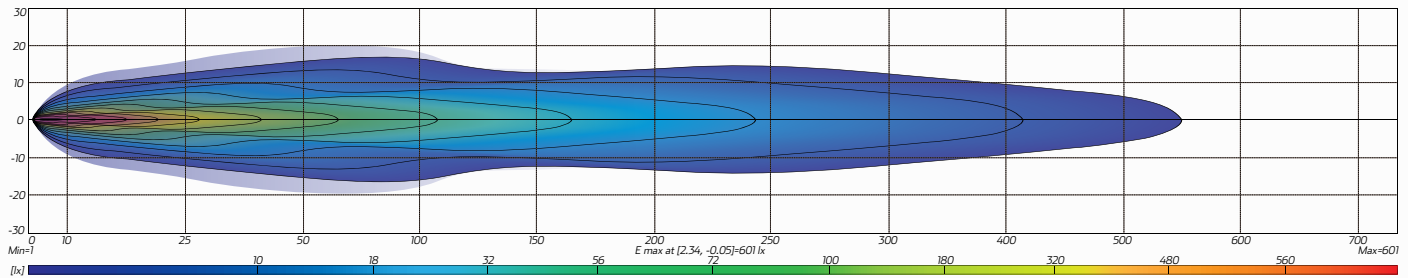
### DRIVING



### DIMENSIONS



### BEAM COVERAGE



### TECHNICAL SPECIFICATIONS

<b>Voltage</b>	• 10 - 48 Volt	<b>Colour Temperature</b>	• 5700 K
<b>Wattage</b>	• 90 Watt	<b>Lens Material</b>	• Refractive Polycarbonate Lens
<b>IP Rating</b>	• IP67 Rated	<b>Beam Coverage</b>	• Driving Beam
<b>Raw Lumens</b>	• 8,280 Lumens	<b>Dimensions (with Legs)</b>	• 16" L x 2.8" H x 2.9" D • 426mm L x 72mm H x 75mm D
<b>Effective Lumens</b>	• 5,050 Lumens	<b>Accessories</b>	• DT Connector • Channel Mounting Brackets • Side Leg Mounting Brackets
<b>LED Count</b>	• 9 x 10W High Powered Osram® LED's		